

## YL221

### 特点 PRODUCT FEATURES

- 16A触点切换能力
- 一组常开、转换，二组常开、转换
- 塑封型和防尘罩型可供选择

### 典型应用 TYPICAL APPLICATIONS

- 工业控制
- 家用电器：空调，微波炉，音响等
- 仪器仪表



### 触点负载 CONTACT DATA

型号 Model	YL221
额定负载(阻性) Rated load	10A 250VAC/28VDC ; 5A 250VAC/28VDC
最大切换电流 Max.Switching Current	10A
最大切换电压 Max.Switching Voltage	250VAC
最大切换功率 Max.Switching Power	2500VA 280W

### 性能参数 GENERAL DATA

触点材料 Contact material	Silver Alloy		
接触电阻 Contact resistance	100mΩ Max.		
吸合时间 Operate Time	15msec. Max.		
释放时间 Release time	5msec. Max.		
绝缘电阻 Insulation resistance	100MΩ Min.(DC500V)		
介质耐压 Dielectric strength	触点与触点间 Between open contacts		1000VAC 50/60Hz 1min
	触点与线圈间 Between coil & contacts		5800VAC 50/60Hz 1min
抗振动 Humidity	稳定性 Functional		10~55Hz, 双振幅 1.5 mm
	强度 Destructive		10~55Hz, 双振幅 1.5 mm
抗冲击 Shock Resistance	稳定性 Functional		10G Min.
	强度 Destructive		100G Min.
寿命 Life	机械寿命 Mechanical Life		10,000,000 次 (10,800次/小时)
	电气寿命 Electrical Life		100,000 次(600次/小时)
环境温度 Temperature Range	-40°C~+85°C		
重量 Weight	约13g		
安规认证 Safety Standard	CEC		

YL221

线圈参数 (at 20°C) COIL DATE

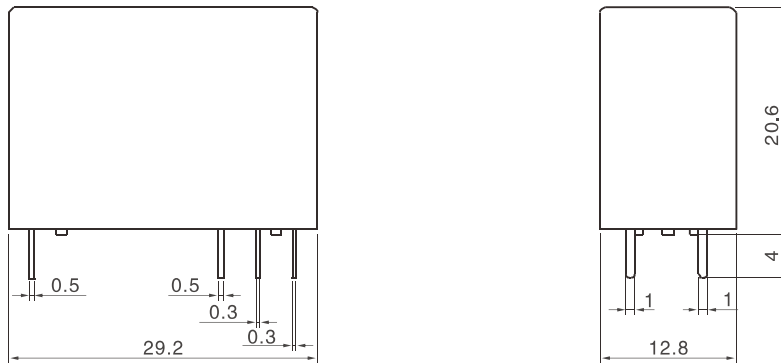
额定电压 Nominal Voltage (VDC)	线圈阻值 Coil Resistance at 20°C ±10%(Ω)		最大吸合电压 Max. Operate Voltage (VDC)	最小释放电压 Min. Release Voltage (VDC)	最大过载电压 Max. Applicable Voltage (VDC)
	0.72W	0.54W			
3	12.5	17	2.1	0.15	3.9
5	35	46	3.5	0.25	6.5
6	50	67	4.2	0.3	7.8
9	112.5	150	6.3	0.45	11.7
12	200	267	8.4	0.6	15.6
24	800	1067	16.8	1.2	31.2
48	3200	4267	33.6	2.4	62.4

订货标记 ORDERING INFORMATION

YL221 -C -12VDC -H -XX

产品型号 Type	YL221
触点转换形式 Contact Form	C:1FormC, A:1FormA, 2C:2FormC, 2A:2FormA C:1FormC, A:1FormA, 2C:2FormC, 2A:2FormA
线圈电压 Coil Voltage	3V, 5V, 6V, 9V, 12V, 24V, 48V 3V, 5V, 6V, 9V, 12V, 24V, 48V
线圈功耗 Coil Power	无:0.54W H:0.72W NIL:0.54W H:0.72W
特殊参数或特殊要求 Special Parameters Or Special Requirements	

外形图、接线图、安装孔位图 OUTLINE DIMENSIONS, WIRING DIAGRAM AND PC BOARD LAYOUT



未标注尺寸公差 / Undimensioned tolerance: <1mm:±0.2mm 1~5mm:±0.3mm >5mm:±0.4mm

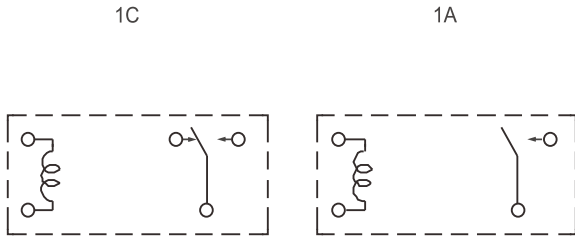
注: 1、引出脚尺寸为预焊前尺寸 2、安装孔尺寸公差: ±0.1mm

Note: 1.The size of the lead foot is pre welding dimension. 2. installation hole size tolerance:±0.1mm

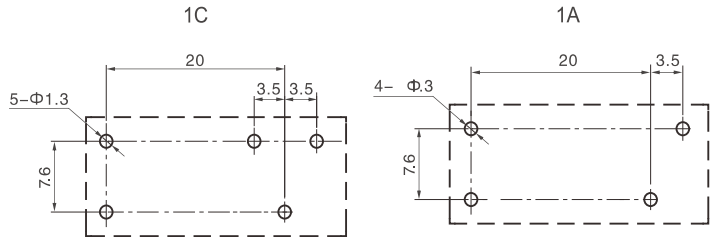
YL221

外形图、接线图、安装孔位图 OUTLINE DIMENSIONS, WIRING DIAGRAM AND PC BOARD LAYOUT

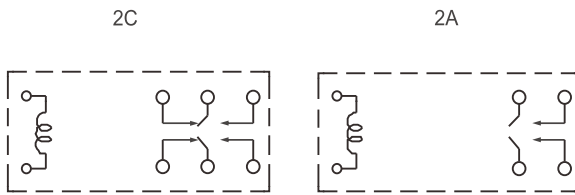
1组-接线图 (底视图)  
1P-Wiring diagram (bottom view)



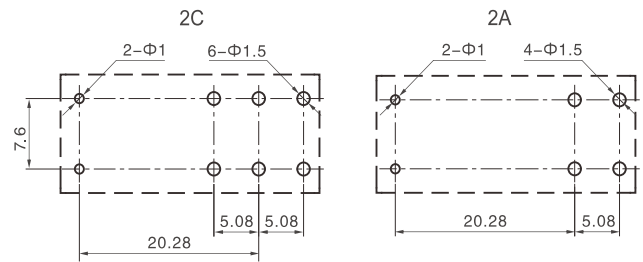
1组-安装孔尺寸 (底视图)  
1P-Mounting hole size (bottom view)



2组接线图 (底视图)  
2P Wiring diagram (bottom view)



2组安装孔尺寸 (底视图)  
2P Mounting hole size (bottom view)



性能曲线图 CHARACTERISTIC CURVES

